



goric

the finest playgrounds known to children

the
design
of
play

The design of play

Goric is the exclusive distributor for several manufacturers of playground equipment for public spaces. Innovation, play value, aesthetic appeal combined with high quality and longevity of the equipment as well as compatibility to current American and Canadian safety standards determine our choice of the equipment that we are bringing to the marketplace.

We are representing Linie M, the original manufacturer of the Conlastic designs, Kraiburg, featuring the EuroFlex safety surfacing and rubber accessories, Kaiser & Kuehne (K&K), known for their towers and beautiful slides, Percussion Play musical instruments, Rathsclag sensory and sound elements, eibe waterplay and custom items from Kinderland.

Find more products and technical information on our website, www.goric.com.

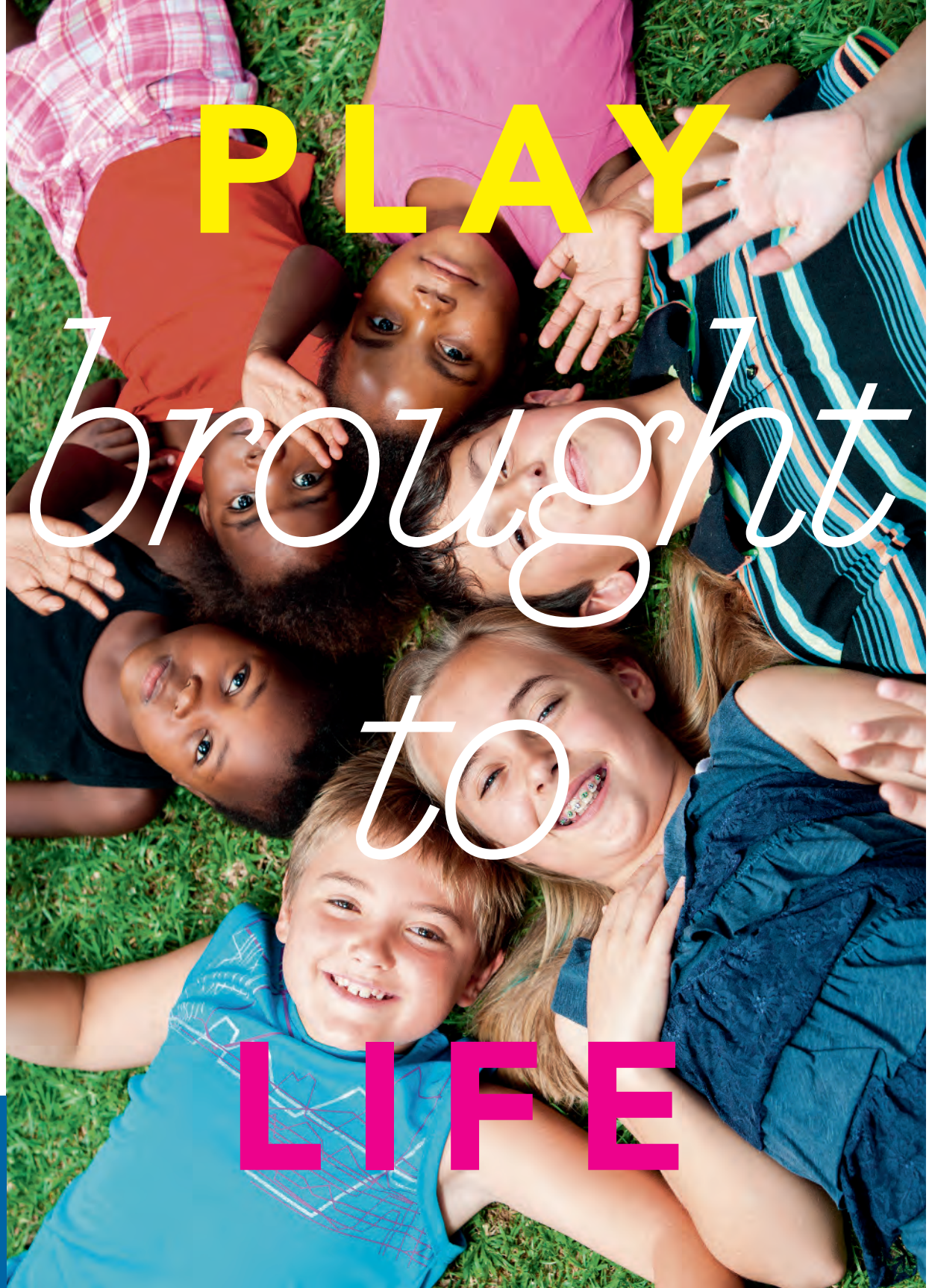
We value the long-term success with our clients and are dedicated to partnering with them from start to finish.

We look forward to working with you soon.



Dimensions in catalog and website are rounded to the nearest whole number, please reference drawings for exact measurements.

goric



6



Wallholla

10



Towers and Climbing

14




Slides

16



Sculptural

20



Swinging

26




Balance and Springing

32



Spinning

42




Rubber Surfacing and Accessories

48



Water and Sand Play

54



Sound and Sensory

6 Wallholla






Wallholla

The “Wallholla” playground, designed by the Dutch company, Carve, continues to gain popularity since it was first designed in 2005. The original Wallholla was developed when the city council of Purmerend, in the Netherlands, invited Carve to design a new school-yard area. Among the long list of requirements were climbing and play activities to accommodate 60 children at a time and a large soccer field.

From this basic modular design, there are three standard sizes and many component options such as slides, climbing walls, sliding poles and climbing nets and ropes. The whimsical design of the Wallholla will lend itself to enhancing the architectural landscape of any city space.

Customization is available beyond the standard sizes.



Arch Climber

“Wallholla,” designed by the Dutch company, Carve



Boulder Wall
ADA Transfer
Station

Boulder wall with different levels of difficulty

ADA transfer station

Standard sizes (other lengths available):

Short Wallholla, 7 modules

Size: 26'6" × 4'1" × 16'h
(8.1 × 1.25 × 4.9m)

Medium Wallholla, 10 modules

Size: 38' × 4'1" × 16'h
(11.6 × 1.25 × 4.9m)

Long Wallholla, 14 modules

Size: 53'2" × 4'1" × 16'h
(16.2 × 1.25 × 4.9m)

Age: 5–12

Fall Height: varies

Use Zone: varies

10 Towers and Climbing

K&K Dalben Tower (10.5)

9-10105-047 (galvanized or powder coated steel)

Age: 5-12

Fall Height: 6'7" (2m)

Size: 34'8" x 52'6" x 35'h (w/o windmill)
(10 x 16 x 10.5m)

Use Zone: 48'8" x 66'6" (14.9 x 20.3m)

Powder Coated
Steel





K&K Dalben Tower Combination (10.5)

9-10105-031 (galvanized or powder coated steel)

Age: 5-12

Fall Height: 6'7" (2m)

Size: 46'9" × 50'1" × 35' (w/o windmill)
(14.3 × 15.3 × 10.5m)

Use Zone: 58'9" × 63'10" (17.9 × 19.45m)

Find more Dalben Towers of different sizes and designs at www.goric.com.

climb
and slide

12 Towers and Climbing

K&K South Park, young children

L721160007 (laminated robinia posts)

Age: 2-5

Fall Height: 3' (.9m)

Size: 13'4" × 12'6" × 7'2"h (4 × 3 × 2.2m)

Use Zone: 25'4" × 24'6" (7.7 × 7.5m)

K&K South Park, older children

L722510012 (laminated robinia posts)

Age: 5-12

Fall Height: 6'7" (2m)


Size: 21'10" × 15'3" × 11'11"h

(6.6 × 4.7 × 3.6m)

Use Zone: 33'10" × 27'3" (10.3 × 8.3m)

Stainless steel posts available.



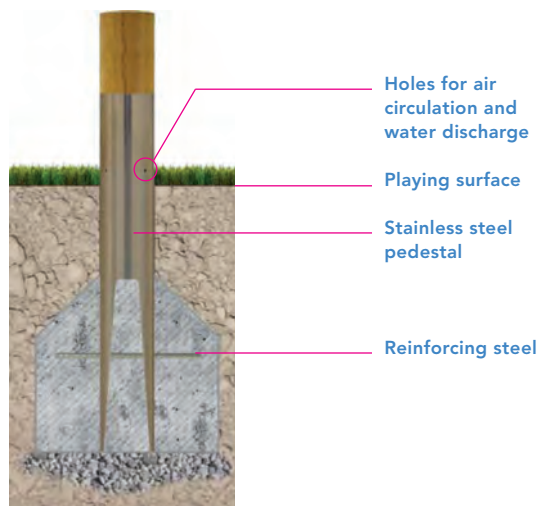


Moab with
stainless steel
posts



Posts from glued
laminated
robinia timber
KAROLAM®

Post Detail



K&K Moab

L731590003 (laminated robinia posts)

Age: 2-5

Fall Height: 3'7" (1.1m)

Size: 12'11" x 16'5" x 18'h (4 x 5 x 5.5m)

Use Zone: 24'11" x 28'5" (7.6 x 8.7m)

K&K Post Options

1. Laminated robinia wood, KAROLAM®, with tubular steel pedestal

- Naturally resistant to rot, insect attacks and moss, without any harsh chemical treatments
- Laminate construction allows for high capacity and strength
- Less and considerably smaller cracks compared to logs
- Feasible posts lengths up to 46' (14m) long
- Presorted timbers ensure high quality through every layer
- No splinters! The surface continues to be pleasant to the touch as it weathers

2. Galvanized steel

3. Powder coated steel

4. Stainless steel

Please see www.goric.com for more details about the materials and manufacturing process.

14 Slides

Choose from a vast range of K&K standard slides shown in the chart or request customized specifications. The long-lasting and weather-resistant slides are stainless steel grade ANSI 304 (V2A). Marine grade 316 available. Surface finished by glass bead blasting, pickling or polishing.

Dimensions are rounded to the nearest inch. Please ask for drawings and more details.



Hill Slide

slid

Single bedway, 2' (.6m)		
Item	Installation height	Bedway height
0-41408-001	2'7" (.8m)	2'11"(.9m)
0-41410-001	3'3" (1m)	3'7" (1.1m)
0-41412-001	3'11" (1.2m)	4'3" (1.3m)
0-41414-001	4'7" (1.4m)	4'11" (1.5m)
0-41416-001	5'3" (1.6m)	5'6" (1.7m)
0-41418-001	5'11" (1.8m)	6'3" (1.9m)
0-41420-001	6'6" (2m)	6'11" (2.1m)
0-41422-001	7'3" (2.2m)	7'6" (2.3m)
0-41424-001	7'11" (2.4m)	8'2" (2.5m)
0-41426-001	8'6" (2.6m)	8'10" (2.7m)
0-41428-001	9'2" (2.8m)	9'6" (2.9m)

Wide bedway, 3'4" (1.1m)		
Item	Installation height	Bedway height
0-41442-001	3'3" (1m)	3'7" (1.1m)
0-41444-001	3'11" (1.2m)	4'3" (1.3m)
0-41446-001	4'7" (1.4m)	4'11" (1.5m)
0-41448-001	5'3" (1.6m)	5'6" (1.7m)
0-41450-001	5'11" (1.8m)	6'3" (1.9m)
0-41452-001	6'6" (2m)	6'11" (2.1m)
0-41454-001	7'3" (2.2m)	7'6" (2.3m)
0-41456-001	7'11" (2.4m)	8'2" (2.5m)
0-41458-001	8'6" (2.6m)	8'10" (2.7m)
0-41460-001	9'2" (2.8m)	9'6" (2.9m)
0-41462-001	9'10" (3m)	10'2" (3.1m)

ing

Hill Slide



Spirallo

500-00-085

Aesthetically pleasing, these unique climbers are a favorite of landscape architects. As sculptures, they are beautiful; as play equipment, they are exciting.

Age: 5-12

Fall Height: 8'3" (2.5m)

Size: 12' x 3'4" x 8'3"h (3.7 x 1 x 2.5m)

Use Zone: 24' x 15'4" (7.3 x 4.7m)



Spirallo

Mountains and Domes

Attractive stainless steel Mountains, almost hemispheres, are ideal for landscape design with purpose. Elliptical Domes are also available in stainless steel. Call us for more information and custom options. Appropriate shade is highly recommended.

Mountains

Age: 5-12

Fall Height: varies with size

Size: 3'-20'Ø

Use Zone: 6' around perimeter

Domes

Age: 2-12

Fall Height: varies with size

Size: 3'-9'Ø

Use Zone: 6' around perimeter



Mountain



Dome



Rainbow large



Rainbow small



Waterfall large

Rainbows

Nature and the urban environment meet in a stunning design.

Rainbow, small

500-00-082 (3 bars)

Age: 5-12

Fall Height: 4'3" (1.3m)

Size: 13'8" × 2'9" × 4'3"h (4.2 × 8.4 × 1.3m)

Use Zone: 25'8" × 14'9" (7.8 × 4.5m)

Rainbow, large

500-00-081 (4 bars)

Age: 5-12

Fall Height: 4'3" (1.3m)

Size: 13'8" × 3'11" × 4'3"h (4.2 × 1.2 × 1.3m)

Use Zone: 25'8" × 15'11" (7.8 × 4.9m)

Waterfalls

Turn a regular hillside into an imaginative play environment.

Waterfall, small

500-00-098 (2 bars)

Age: 2-12

Fall Height: 1'10" (.6m)

Size: 16'3" × 1'7" × 1'10"h (5 × .5 × .6m)

Use Zone: 26'9" × 13'7" (8.2 × 4.9m)

(plan view)

Waterfall, large

500-00-097 (4 bars)

Age: 2-12

Fall Height: 1'10" (.6m)

Size: 16'3" × 3'11" × 1'10"h (5 × 1.2 × .6m)

Use Zone: 26'9" × 15'11" (8.2 × 4.9m)

(plan view)

Spaghettis

Functional public art: "Please play on these sculptures!" These curved, modern designs allow children to explore their climbing abilities in a non-traditional playground setting. Discover the Spaghetti 1 and 4 at www.goric.com.

Spaghetti 1

500-00-378

Age: 5-12

Fall Height: 4' (1.2m)

Size: 3'1" x 7" x 4'4"h (.9 x .02m x 1.3m)

Use Zone: 14'11" x 12'6" (4.5 x 3.8m)

Spaghetti 2

500-00-038

Age: 5-12

Fall Height: 8'9" (2.7m)

Size: 1'1" x 7" x 8'9"h (.3 x .18 x 2.7m)

Use Zone: 13'1" (4m) Ø

Spaghetti 3

500-00-037

Age: 5-12

Fall Height: 3'5" (1m)

Size: 5'1" x 1'7" x 3'5"h (1.6 x .5 x 1m)

Use Zone: 17'1" (5.2m) Ø

Spaghetti 4

500-00-379

Age: 5-12

Fall Height: 8'3" (2.5m)

Size: 4'9" x 3'4" x 8'3"h (1.5 x 1 x 2.5m)

Use Zone: 16'9" x 15'4" (5.1 x 4.7m)

Spaghetti 1



Spaghetti 2



Spaghetti 3



Spaghetti 4





Spaghetтини



Spaghetтини

Did you ever sit or swing on the metal grocery checkout line divider only to be scolded by your parent for inappropriate behavior? More attractive than any checkout line divider and meant for climbing, sitting and swinging on, the Spaghetтини will appeal to any curious child.

500-00-039

Age: 5-12

Fall Height: 4'5" (1.35m)

Size: 10'10" × 3' × 4'5" h (3.3 × .9 × 1.3m)

Use Zone: 22'10" × 15' (7 × 4.6m)

Hammocks

Single, double or multiple hammocks provide a unique respite for both child and caregiver. The steel cable connections are braided which makes for a very comfortable surface. Contact us for customized combinations and styles.

Age: 2+

Post Swings

The curvy top bar elevates this swing design to another level. Choose between the sophisticated stainless steel posts or the whimsical powder coated steel. Either option will be a stunning addition to any playground.

Design combinations: One, two or three bay swings with heights of 6', 6'6" or 7'3," child or toddler seat. Visit www.goric.com for fall heights, sizes and use zones for all options.

Age: 2-12

Fall Height: 7'3" (2.2m)

Size: 12'3" x 7'9" h (3.7 x 2.4m)

Use Zone: 24'3" x 23'7" (7.4 x 7.2m)

Resilient surfacing is required according to specified fall height.



Hammocks



Post Swings



Seagull

Seagull

500-00-372

This exciting swing allows children to experiment with the physics of multi-directional movement, to and fro and bouncing up and down. The vertical pipes are fitted with heavy duty springs and the top bar pivots back and forth.

Age: 2-12

Fall Height: 8' (2.5m)

Size: 12'3" × 8" × 9'3"h (3.7 × .2 × 2.8m)

Use Zone: 32' × 25'8" (9.8 × 7.8m)

This is a "reactive" swing: a child with special needs can sit on one swing seat which automatically swings by the movement and pumping of the child in the other seat. Through this co-active swinging, children develop socially, physically and cooperatively.

co-active

Basket Swing 2.5

0-40345-000 (galvanized steel)

0-40348-000 (stainless steel)

Perfect for groups of children or adult and child to enjoy the swinging experience together. Choose from galvanized, powder coated or stainless steel posts.

Age: 2-12

Fall Height: 8'2" (2.5m)

Size: 11'11" × 5'9" × 8'11"h (3.4 × 1.8 × 2.7m)

Use Zone: 23'11" × 32'10" (7.3 × 10m)

Basket Swing 2.0

0-40335-000 (galvanized steel)

0-40338-000 (stainless steel)

Everything is just a little smaller with the 2.0 version: A smaller basket is cozy for the little ones and a smaller use zone helps when space is tight.

Age: 2-5

Fall Height: 6'6" (2m)

Size: 11'4" × 4'10" × 7'4"h (3.5 × 1.5 × 2.3m)

Use Zone: 23'4" × 26'3" (7.1 × 8m)

Robinia Basket Swing

022862R

The organic curved lines of the robinia logs fit well into the natural environment.

Age: 2-12

Fall Height: 8' (2.4m)

Size: 6'7" × 14'4" × 8'1"h (2 × 4.4 × 2.1m)

Use Zone: 30' × 26'4" (9.2 × 8.1m)



Basket Swing

Robinia Basket Swing





Viking Swing

Viking Swing 3.0

0-40770-001

The Viking swing is stunning in any playground. It attracts children and adults alike. This group seat is truly unique.

Age: 5-12

Fall Height: 9'8" (3m)

Size: 16'8" × 11' × 12'11"h (5.1 × 3.4 × 4m)

Use Zone: 49'4" × 23'4" (31.3 × 7.2m)

Viking Swing 2.5

0-40768-000

Age: 5-12

Fall Height: 8'½" (2.4m)

Size: 11'11" × 9'4" × 11'6"h (3.6 × 2.9 × 3.5m)

Use Zone: 38'1" × 21'8" (11.6 × 6.6m)



lateral >>
<< motion

Cable Ride (25.00)

0-42225-001

There is nothing better than to feel the exhilaration of flying through the air on a cable ride. This one is 83' long but any length is possible starting at 50' and as long as 165' on the Double. See www.goric.com for more options.

Age: 5-12

Fall Height: 3'4" (1m)

Size: 12' x 89'3" x 11'h (3.7 x 27.2 x 3.4m)

Use Zone: 24'5" x 101'5" (7.5 x 30.1m)

Double Cable Ride (40.00)

0-42242-000


Why not double up and zip down with a friend? Now you can with the Double Cable Ride!

Age: 5-12


Fall Height: 3'4" (1m)

Size: 137'9" x 19'8" x 9'4"h (42 x 6 x 2.85m)

Use Zone: 149'9" x 31'8" (43.8 x 7.8m)



Double Cable Ride





Cable Ride

maintenance

26 Balance and Springing


Dancer

A unique labyrinth for developing coordination and concentration. Stand on it, sit on it, or manipulate the enclosed ball with your hands. It's a great core workout for both young and old alike.

Choose from 3 labyrinth designs.



Dancer



Twist

500-00-142 (colored sides)

500-00-153 (stainless steel)

Charleston

500-00-143 (colored sides)

500-00-154 (stainless steel)

Hula

500-00-141 (colored sides)

500-00-152 (stainless steel)

Age: 2+

Fall Height: 1'1" (.3m)

Size: 2' x 1'3³/₄" x 1'1" h (.5 x .4 x .3m)

Use Zone: 14' x 13'3³/₄" (4.2 x 2.2m)

Jumper

500-00-056 (loose fill)

500-00-062 (unitary surfacing)

Balance on the ball, sitting or standing, then bounce! This springing, stainless steel ball is a little surprise for all children.

Age: 2-12

Fall Height: 1'6" (.45m)

Size: 1'Ø x 1'6" h (.3 Ø x .45m)

Use Zone: 15' (4.5m) Ø



Jumper



Tightrope

Tightrope

0-52126-001

The three steel core cables move like a traditional slackline but allow for a permanent design in any recreational area. Resilient surfacing is required according to specified fall height.

Age: 5-12

Fall Height: 1'4" (.4m)

Size: 18' × 8" × 1'10"h (5.5 × 2 × .55m)

Use Zone: 30' × 13'10" (9.2 × 4.2m)

Earthworm

500-00-328

This beautifully curved balance beam wobbles back and forth giving the child an extra challenge.

Age: 5-12

Fall Height: 1'4" (.4m)

Size: 18'8" × 2'10" × 1'4"h (5.7 × .9 × .4m)

Use Zone: 30'8" × 14'10" (9.3 × 4.5m)

Earthworm



Spring Seat

0-44231-000

Age: 2-12

Fall Height: 1'6" (.46m)

Size: 2'2" × 1'8" × 3'h (.65 × .5 × .9m)

Use Zone: 14'2" × 13'8" (4.3 × 4.2m)

Sprout

500-00-087

Sway in all directions on this unassuming little spiral.

Age: 2-12

Fall Height: 1'10" (.56m)

Size: 1'6" × 1'5" × 1'10"h (.46 × .45 × .56m)

Use Zone: 13'6" (4.1m) Ø



Spring Seat



Sprout



spiral
motion



Skateboard

Skateboard

500-00-066

Sit or stand on the Skateboard to make it teeter, totter, twist and turn. This is an attractive addition to any skateboard park, playground or urban site.

Age: 5-12

Fall Height: 1'4" (.4m)

Size: 2'10" × 1' × 1'4"h (.87 × .3 × .4m)

Use Zone: 17'7" (5.4m) Ø

Windsurfer

500-00-628

Catch a wave and feel the wind in your hair! Push and pull the sail in all directions and see how far you can go. The Surfer has the same bearing as the Grass to allow it to move back and forth in all directions.

Age: 5-12

Fall Height: 1' (3m)

Size: 2'6" × 5'3"h (.8 × 1.6m)

Use Zone: 14'6" (4.4m) Ø



Windsurfer

Grass

500-00-702/3 (short)

500-00-704/5 (medium)

500-00-706/7 (tall)

Ever watched cat tails or long grass sway in the breeze? Now you can feel what it is like to ride one! Integrating nature perfectly into your urban environment, make sure you hold on tight while you sway in all directions!

Age: 2-12

Fall Height: 1'3"

Heights:

5'8" (1.7m)-short

6'7" (2m)-medium

8'3" (2.5m)-tall

Use Zone: 18'6" (5.7m) Ø

Grass



sway



See-saw

See-saw

0-44340-000

This single-seater see-saw features a maintenance free concealed bearing. The rubber shock absorption bearing eliminates the need for seat bumpers and ensures a comfortable landing.

Age: 5-12

Fall Height: 3'3" (1m)

Size: 11'8" × 1'2" × 3'h (3.55 × .35 × .9m)

Use Zone: 23'8" × 13'2" (7.2 × 4m)

Rodeo

500-00-741

Make room for more riders! Adults sit comfortably with their children or two children sit together on this updated double-seater version of the traditional seesaw. The rubber bumpers make for a pillow-soft landing.

Age: 5-12

Fall Height: 5'3"h (1.6m)

Size: 13'2" × 4'7" × 2'11"h (4 × 1.4 × .8m)

Use Zone: 25'2" × 16'7" (7.7 × 5m)



Rodeo

Icarus

500-00-004

There is endless fun here especially for older children who have the upper body strength needed to hold on while turning. Children will learn about centrifugal forces by experiencing the slant of the ring. Starting from the top, the child will glide down with just enough force to make their way to the top again.

Age: 5-12

Fall Height: 6'7" (2m)


Size: 5'8"Ø × 6'7"h (1.7 × 2m)

Use Zone: 23'8" (7.2m) Ø



Icarus

centrifugal
motion



Integration
Carousel

Integration Carousel

E56400300009

Specially designed to be accessible at ground level, the Integration Carousel can be enjoyed by all children. It accommodates up to two wheelchairs that are protected by the safety bars.

The carousel can be rotated by pushing or pulling from the outside or by turning the stationary turn-table in the middle, which is accessible to children in wheelchairs. This provides an experience for children of all abilities to work together and enjoy the Integration Carousel as a group.

Age: 2+

Fall Height: 1'3" (.37m)

Size: 8'6"Ø × 2'10"h (2.6 Ø × .87m)

Use Zone:

20'10" (6.3m) Ø with speed limiter

or

26'10" (8.2m) Ø without speed limiter



34 Spinning

Nest, large

500-00-156

Sit with friends or a caregiver and go for a spin.

Age: 5–12

Fall Height: 4'3" (1.3m)

Size: 4'3"Ø × 4'3"h (1.3 Ø × 1.3m)

Use Zone: 16'3" (4.9m) Ø with speed limiter
or

23'3" (6.8m) Ø without speed limiter

Nest, small

500-00-001

Cozy up in the small Nest and go for a spin.

Age: 2–12


Fall Height: 2'8" (.8m)

Size: 3'Ø × 3'5"h (.9 Ø × 1m)

Use Zone: 15' (4.6m) Ø



Nest, large



Nest, small



Dish

Dish

500-00-149

This dish-shaped spinner is a whirl of a ride. Ideal for older children, it's always a favorite on the playground. Sitting, lying, standing, experiencing centrifugal forces.

Age: 5-12

Fall Height: 2'7" (.8m)

Size: 6'7"Ø × 3'1'6"h (2 Ø × .9/.46m)

Use Zone: 18'7" (5.7m) Ø with speed limiter
or

24'7" (7.5m) without speed limiter

centrifugal
motion

Gazebo

500-00-463

The unique spinning action happens at the center of the Gazebo by pulling and pushing on the inside wheel.

Age: 5-12

Fall Height: 3'2" (1m)

Size: 4'5"Ø x 5'3"h (1.3 Ø x 1.6m)

Use Zone: 22'5" (6.8m) Ø



Gazebo

The Clown



The Clown

500-00-067

Age: 5-12

Fall Height: 2'6" (.8m)

Size: 4'6"Ø x 2'6"h (1.4 Ø x .8m)

Use Zone: 22'6" (6.9m) Ø

spin
motion



Turning Point

Sit or lie on this stainless steel ball and experience the motion of the spinning world.

Turning Point, small


500-00-058 (loose fill)
500-00-059 (unitary surfacing)
Age: 2-12
Fall Height: 1'6" (.46m)
Size: 1'3"Ø × 1'6"h (.4m Ø × .46m h)
Use Zone: 13'3" (4m) Ø

Turning Point, large

500-00-060 (loose fill)
500-00-061 (unitary surfacing)
Age: 5-12
Fall Height: 2'6" (.6m)
Size: 1'7"Ø × 2'h (.48m Ø × .6m h)
Use Zone: 13'7" (4.1m) Ø

Swivel Chair Disc (0.45)

0-43140-000
Age: 2-12
Fall Height: 1'10" (.55m)
Size: 1'7"Ø × 2'6"h (.49 Ø × .75m)
Use Zone: 13'7" (4.2m) Ø



Turning Point,
large



Swivel Chair
Disc

spin



Ring Play

Ring Play

500-00-874 (horizontal axis)

500-00-300 (slanted axis)

Endless spinning fun on the stylish Ring Play.

Age: 2–12

Fall Height: 1'9" (.5m)

Size: 2'2"Ø x 1'9"h (.7 Ø x .5m)

Use Zone: 14'2" (4.3m) Ø

Giddy Whirligig

500-00-364

The platform rotates around the axis allowing the children to accelerate with their hands.

Age: 5-12

Fall Height: 1'3" (.4m)

Size: 3'6"Ø x 7'h (1.1 Ø x 2.1m)

Use Zone: 21'7" (6.6m) Ø

Giddy
Whirligig



Whirlwind

500-00-1 (tall, straight)
 500-00-2 (tall, curved)
 500-00-3 (short, straight)
 500-00-4 (short, curved)

Sit or stand—then spin! Choose from the short or tall, curved or straight stem and from 3 anti-slip designs. There are a total of 12 different possible combinations.


Age: 2–12

Fall Height: 1'3" (.4m)

Size: 1'8"Ø × 4'1"h (.5 Ø × 1.24m)

Use Zone: 13'8" (4.2m) Ø

Whirlwind




Impact Protection Tiles

EuroFlex IPEMA certified rubber tiles by Kraiburg are the answer to your surfacing needs. The beveled edge tiles are connected by integrated pins, ensuring even surfaces and avoiding unwanted curling-up tripping hazards. The attractive off set installation requires no gluing. The 100% recycled rubber standard tile color choices are terra-cotta red, green, gray or black (colors shown on page 44).

Critical Fall Height – Tile Thickness


- 3' – 40mm (1⁹/₁₆")
- 4' – 50mm (2")
- 5' – 55mm (2¹/₈")
- 6' – 70mm (2³/₄")
- 8' – 80mm (3¹/₈") soft system
- 10' – 90mm (3¹/₂") soft system



EPDM Tile
installation

EPDM Tiles

If you are looking for more color choices, then the EPDM covered tiles are for you. The Swiss-made EPDM is UV-stable and the most vibrant, luxurious, non-fading colors that you will find. Custom color mixes of 2 or 3 are available.

EPDM Tile
composition

Cubes

Multi-purpose cubes can be used for climbing, jumping or sitting. Standard cube color choices are terracotta red, green, gray or black. EPDM covered cubes are also available.

Age: 2+

Fall Height: 1'4" (.4m)

Size: 1'4" × 1'4" × 1'4" (.4 × .4 × .4m)

Use Zone: 13'4" × 13'4" (4 × 4m)

Palisades

Not only as perfect border or retainer, the palisades are durable and comfortable for seating as well. Available in three heights for high design versatility. Integrated steel anchors provide secure mounting. Concave cut out provides for flush fit of assembled palisades wall. Available in terracotta red, green, gray or black.

Size:

9⁷/₈" Ø × 1'3³/₄" (.25 × .4m) short

9⁷/₈" Ø × 1'11⁵/₈" (.25 × .6m) medium

9⁷/₈" Ø × 2'8" (.25 × .8m) tall





Steppers

Steppers

Balance and muscular coordination are crucial to a child's development. The Steppers were designed to promote these abilities. With four heights to choose from, the designer can use the Steppers in a variety of applications.

Age: 2-12

Fall Height: 8"/1'1'4"/1'8"h (.2/.3/.4/.5m)

Size: 10"Ø × 8"/1'1'4"/1'8"h (.2/.3/.4/.5m)

Use Zone: 12'10"Ø (combinations vary)



Balls and Half Balls

EUROFLEX® Balls and Half Balls are highly successful design components for distinctively noticeable playgrounds. Equally attractive whether used indoors or outdoors, EUROFLEX® Balls and Half Balls fit in with any surroundings due to their harmonic shape and rounds out the overall appearance of any play area. EUROFLEX® Balls and Half Balls can be mounted either with a steel anchor or a surface mount plate.

Appropriate for all ages, fall heights and use zones vary. Contact us for more information.

Ball Size:

1'1³/₄" Ø (.345m) small

1'7³/₄" Ø (.5m) medium

2'3³/₈" Ø (.695m) large

Half Ball Size:

1'1³/₄" Ø × 6³/₄" h (.345 × .17m) small

1'7³/₄" Ø × 9³/₄" h (.5 × .25m) medium

2'3³/₈" Ø × 1'1³/₄" h (.695 × .35m) large

Balls and
Half Balls



sculpture



Balls

and motion

Water and Sand Play

Winder Pump

E56629000017

The stainless steel Winder Pump requires a direct connection to a water main (1"), and has an attractive, clean design. An extended shaft or platform is available when higher elevations are required.

Age: 2+

Fall Height: n/a

Size: 1'10" × 11" × 3'9"h (.57 × .28 × 1.14m)

Use Zone: 13'10" × 12'11" (2.4 × 2.1m)

Winder Pump Platform

E5663970

Age: 2+

Fall Height: 10" (.25m)

Size: 2'7"Ø × 10" h (.8 Ø × .25m)

Use Zone: 14'7"Ø (3m)

Farm Pump

GP46014

"Farm style" water pump complete with pressure valve system for direct water main connection ($\frac{3}{4}$ "). The pump is completely enclosed and has no pinch points. Water will only flow when the handle is moved. Younger children may need help to operate the handle. This pump is also available as a regular suction pump for reservoir installation upon request.

Age: 2+

Fall Height: n/a

Size: 1'4" × 8" × 4'h (.41 × .2 × 1.2m)

Use Zone: Adequate space for proper use

Farm Pump Platform

PV172620

Wooden platform is optional for projects that require extra height.

Age: 2+

Fall Height: 1'4"

Size: 4'11" × 3'7" × 1'4"h (1.5 × 1.1 × .4m)

Use Zone: 16'11" × 15'7" (5.2 × 4.8m)

aqua

fun



Winder Pump



Farm Pump



Water Play
installation

Water Play System A

E5664135

With three levels of play, children can experiment with the flow of water at all heights.

Consisting of: 1 Winder Pump and platform (may be substituted for an extended Winder Pump without platform), 1 valve basin, 1 water channel, and 1 continuous flow basin.

Age: 2+

Fall Height: 10" (.25m) (n/a if no platform)

Size: 14'6" × 7'7" × 4'7"h (4.4 × 2.3 × 1.4m)

Use Zone: 19'8" × 26'6" (6.3 × 4.2m)

New Orleans System

This is a compact water play unit with maximum play value. The Water Swirl Table features triangular dams that children can rotate and manipulate to create various water flow patterns. Consisting of: water pump, channel with dam, and water swirl table. Posts are available in laminated robinia wood or stainless steel.

Age: 2+

Fall Height: n/a

Size: 13'3" × 3'1" (4 × .94m)

Use Zone: Adequate space for proper use

Newtown

9-34000-584

Exhaust the possibilities with a two-way water system, stoppers, dams and a fun cup water wheel. Consisting of: water pump, accessible basin table with 2 stoppers, 3 water channels with 2 dams, triangular mixing basin, and water wheel. All stainless steel.

Age: 2+

Fall Height: n/a

Size: 13'9" × 16' (4.18 × 4.9m)

Use Zone: Adequate space for proper use

Water play systems can be modified or customized. Elevation change is required for large systems. Contact us for more details.



Water Play System A



New Orleans System



Newtown

Sand Works 2

0-31318-700 (laminated robinia wood posts)

0-31318-500 (stainless steel posts)

Sand play is not just digging and making piles but moving sand from one location to the next, filtering and mixing for mud pies and cakes. This sensorial activity is only limited by imagination.

Age: 2+

Fall Height: n/a

Size: 12'4" × 5'9" × 6'9"h (3.75 × 1.75 × 2m)

Use Zone: Adequate space for proper use

Spoon

500-00-100

Scoop and dump the sand anywhere within a 360 degree circle.

Age: 2+

Fall Height: 1'4" (.4m)

Size: 5' × 10" × 2'6"h (1.5 × .25 × .75m)


Use Zone: 7'2" min. plus adequate space for proper use


Accessible Spoon (without seat) available

500-00-383



Sand Works 2





Conveyor Belt

Sand Accessories

Age: 2+

Conveyor Belt

E5657900 (deck attachment)

E56579000004 (free standing)

Attach to a platform or request a free standing unit.

Sand Silo

E5455190

Coarse Sieve

E5455070

Sieve Bowl

E5592390

Find more sand and water play items at www.goric.com.



Sieve Bowl



Sand Silo

Coarse Sieve

Rain Maker

SEN07020525

Rotate the stainless steel cylinder and hear the sound of rain. "Shhhhhhhhhhhh" says the rain, "wow!" says the child.

Age: all

Fall Height: n/a

Size: 1'8" x 2'7" x 4'7"h (.5 x .8 x 1.4m)

Use Zone: Adequate space for proper use

Sound Column

SEN07020425

Hear the sound of the chimes as you rotate the column (all stainless steel).

Age: all

Fall Height: n/a

Size: 1'6"Ø x 4'7"h (.46 Ø x 1.4m)

Use Zone: Adequate space for proper use

Rain Maker



Sound Column



sound play

Babel Drums



Babel Drums

PPBDL-S (small)

PPBDL-L (large)

Precisely tuned and available with 6-notes (Small) or 8-notes (Large). The drums should be played with the hands or fingertips. Their mellow tones are never brassy or too loud.

Age: all

Fall Height: n/a

Size:

1'4"Ø x 2'8"h (.4 Ø x .8m) small

1'8"Ø x 3'7"h (.5 Ø x 1.1m) large

Use Zone: Adequate space for proper use

Rolling Bells



Rolling Bells

SEN30170125

This rotating cylinder is the perfect size for young children, ages 2–5. Their curiosity will be ignited when they push on the drum and hear the soft sound of jingling bells.

Age: all

Fall Height: n/a

Size: 2'8" x 10"Ø x 1'11"h (.8 x .25 Ø x .58m)

Use Zone: Adequate space for proper use

Watch videos of most of the sound items at www.goric.com.

Floating Rocks

Various rocks which rotate on stainless steel posts. These are such delightful conversation pieces for any type of environment, discovery gardens, walkways, or sidewalks. They add an intriguing feature to any landscape. Touch and turn the rock and discover the *natural* texture, the weight, the temperature and the organic designs of the grain.

There are 3 rock shape options:

Flat Rock

SEN07010190

Round Rock

SEN07010290

Oblong Rock

SEN07010390

Age: all

Fall Height: n/a

Size: 1'6"Ø × 4'7"h (.45 Ø × 1.4m)

Use Zone: Adequate space for proper use

Stone Abacus

A stone-age calculator for children to touch, feel and discover. Small rocks are threaded on the stainless steel rungs with either oak or stainless steel posts. There are spacers between each rock to prevent the pinching of fingers.

SEN07010490 (with oak posts)

SEN07010490SS (with stainless steel posts)

Age: all

Fall Height: n/a

Size: 4'7" × 6" × 4'3"h (1.4 × .15 × 1.3m)

Use Zone: Adequate space for proper use



Floating Rocks



Stone Abacus



Effect Disc

Effect Disc

0-37190-000 (with post)

0-37189-000 (wall mount)

Turn the 4' round disc and see the optical illusion. This whimsical decoration will add a touch of playfulness to any environment: library, city hall, school, pathway, waterfront, and of course the playground!

Age: 2+

Fall Height: n/a

Size: 4' x 2'6" x 3'5"h (1.2 x .75 x 2.2m)

Use Zone: Adequate space for proper use

Distortion Mirror

SEN07060125 (oak posts)

SEN07060125SS (stainless steel posts)

Changing your appearance is fun for all. Discover how your body looks in a concave mirror. Mirror is polished stainless steel. The convex side is available as a mirror upon request.

Age: all

Fall Height: n/a

Size: 3'11" x 3" x 7'h (1.2 x .9 x 2.2m)

Use Zone: Adequate space for proper use



Distortion Mirror



the finest playgrounds known to children

goric

Goric Marketing Group USA, Inc.

464 Common Street
Suite 148
Belmont, MA 02478

Tel 617-744-0772
Fax 617-744-1037
Toll Free 877-467-4287
www.goric.com



© 2017 Goric Marketing Group USA, Inc.